











Woodworking



| | 1 | 2 | weekend | week |
|---|---------|-------|---------|-------|
| | d | a | £ | £ |
| | weekend | | | |
| SAWS   | | | | |
| Alligator Saw 240v | 23.00 | 31.00 | 29.00 | 40.00 |
| Circular 6" - 7" 240/110v | 18.00 | 22.00 | 21.00 | 27.00 |
| Circular 7" Metal Cutting | 29.00 | 35.00 | 34.00 | 46.00 |
| Circular 9" 240/110v | 18.00 | 22.00 | 21.00 | 29.00 |
| Compound Mitre Slide Saw 240/110v | 38.00 | 43.00 | 42.00 | 64.00 |
| Cordless 6" 24v | 23.00 | 30.00 | 28.00 | 39.00 |
| Door Trimming Saw 240v | 24.00 | 29.00 | 28.00 | 41.00 |
| ELU Flip Over 110v | 40.00 | 50.00 | 48.00 | 70.00 |
| Jigsaw 240/110v | 15.00 | 20.00 | 19.00 | 25.00 |
| Mitre Saw 7" 240/110v | 34.00 | 40.00 | 38.00 | 57.00 |
| Mitre Saw, Hand | 12.00 | 15.00 | 14.00 | 19.00 |
| Post Form Jig (Worktop) | 24.00 | 31.00 | 29.00 | 48.00 |
| Biscuit Jointer | 21.00 | 32.00 | 29.00 | 44.00 |
| (Sharp Charge Router Bit) | | | | |
| Recipro/Sabre Saw 240/110v | 19.50 | 25.00 | 24.00 | 33.00 |
| Rems Saw 110v c/w Pipe Clamp | 29.00 | 38.00 | 36.00 | 49.00 |
| SCREWDRIVERS   | | | | |
| Drywall 110v | 20.00 | 23.00 | 22.00 | 33.00 |
| Tek c/w Hex Drive Socket 110v | 22.00 | 28.00 | 27.00 | 38.00 |
| SHARP CHARGES | | | | |
| Planer Blades 3" TCT per pair | 11.00 | | | |
| TCT Saw Blades 20 Teeth | 13.00 | | | |
| TCT Saw Blades 30 Teeth | 13.00 | | | |
| TCT Saw Blades 40 Teeth | 16.00 | | | |
| TCT Saw Blades 50 Teeth | 17.00 | | | |
| CLAMPS | | | | |
| Floor Clamps - pair | 11.00 | 13.00 | 12.00 | 20.00 |
| 'G' Clamps - each | 8.00 | 9.00 | 8.00 | 12.00 |
| Sash Cramps - each | 8.00 | 10.00 | 9.00 | 13.00 |
| LAMINATE TRIMMER   | | | | |
| | 20.00 | 26.00 | 25.00 | 33.00 |
| PLANER / ROUTERS   | | | | |
| Planer - 3" 240/110v | 19.00 | 26.00 | 25.00 | 33.00 |
| Router - 1/4" - 1/2" Collet 240/110v | 22.00 | 30.00 | 28.00 | 38.00 |
| SANDING   | | | | |
| 4" Belt 240/110v | 18.00 | 24.00 | 23.00 | 33.00 |
| Delta Sander | 16.00 | 19.00 | 17.00 | 27.00 |
| Floor Edger 240/110v | 25.00 | 32.00 | 29.00 | 44.00 |
| Floor Sander 240/110v | 38.00 | 50.00 | 47.00 | 70.00 |
| <i>Special weekend rate of £65 when ordering both Floor Edger and Floor Sander</i> | | | | |
| Orbital 11" x 4 1/2" Sheets 240/110v | 15.00 | 19.00 | 18.00 | 26.00 |
| Palm Half Sheets 240/110v | 13.00 | 17.00 | 16.00 | 21.00 |

Call your Local Branch...